


**REPORT OF THE AUDITOR GENERAL
ON THE ACCOUNT OF**



**Communications Commission of Kiribati
For the Year Ended 31st December 2015**

**Kiribati National Audit Office
September 2016**



P.O BOX 63
Bairiki, Tarawa
Kiribati

Audit for an impact for the public

Tel: (686)21118
Fax: (686)21250
Email: info@knao.gov.ki

Audit Report

To the readers of Communications Commission of Kiribati Financial Statements for the year ended 31 December 2015

The Auditor-General, Mrs Matereta Raiman is the auditor of the Communications Commission of Kiribati. (CCK)

The audit covered the Commission's compliance with the requirements of Part VII of the Public Finances (Control and Audit) 1976 (amendment 1981) and the Communications Act 2012 that apply to the financial statements of the CCK for the year ended 31 December 2015.

Report on Legal and Regulatory Requirements

In reference to the Communications Act, 2012, CCK is required to submit to the Audit Office its Financial Statements within six months after its financial year. KNAO received CCKs 2015 Financial Statements on 31st March, 2016 and that represents CCK's compliance to the Act.

Qualification

Audit noted that the Cashflow Statement for the year ended 31st Dec 2015 was unbalanced by \$50,431.

Qualified Audit Opinion.

In my opinion **except for** the effects of the matter referred to in the qualification paragraph above, the financial statements of the CCK were properly drawn up as to:

- Present fairly the Commission's Financial Position as at 31 Dec 2015, its results and cash flow for the year ended on that date;
- Comply with Generally Accepted Accounting Principles as they apply in Kiribati.

The audit was completed on 15/09/16 and was the date at which our opinion was expressed.


Basis of Opinion

We carried out the audit in accordance with the Generally Accepted Auditing Principles as practised in Kiribati.

Independence

When carrying out the audit we followed the independence requirement stipulated under Section 114 (4) of the Kiribati Constitution 1979 and the International Standards of Auditing.

Other than the audit, we have no relationship with or interests in CCK.



.....
Mrs. Matereta. Raiman.
Auditor General
Kiribati National Audit Office


Date: 15/09/16

Communications Commission of Kiribati
Profit & Loss Statement
For the Year Ended 31 December 2015

	NOTES	TOTALS
Income		
Total Income	2	610,610.07
Expenses		
Total Expenses	3	487,166.39
Operating Profit		123,443.68
Other Expenses		
Total Other Expenses	4	112,841.00
Net Profit		<u>10,602.68</u>

SIGNED


Mr Tiare Erekana
Chief Executive Officer


Mr Tangitang Kaureata
Chairman


Notes to Profit & Loss Statement


NOTES	2015
2 Income	
ADMIN & FINANCE SERVICES	
IBD Interest	4,610.81
Domain Name fees	297,485.60
Sundries	2,025.24
ENGINEERING	
License fees	284,705.13
REGULATORY	
Country code	21,783.29
Total Income	610,610.07
3 Expenses	
Personal Emoluments	
Salaries	172,171.27
Extra Duty Allowances	8,428.77
Overtime	31,477.26
Board of Directors Expenses	
Sitting Allowances	7,462.50
Snacks & Coffees	2,724.22
General Expenses	
Entertainment	4,697.98
Computer Maintenance	638.71
Maintenance & Repair	4,619.35
Promotions	-
Membership Fees - Int'l Orgs	55,296.70
Advertisement	95.00
Subscription & Publications	-
Office Supplies & Stationeries	7,391.22
Training	9,835.65
House Rent Subsidy	8,610.50
KPF Contribution	12,828.04
Service Purchase	450.00
Donation	693.95
Financial Expenses	
Audit Fees	-
Bank Charges	2,232.71
VAT	1,722.73
Travelling & Transport Costs	
Local Travel	22,295.00
Motor Vehicle Fuel	9,307.16
M/V Registration & Toll Fare	120.00
M/V Workshop Cost	3,855.00
Overseas Travel	40,160.05
Insurance & Utilities Costs	
Insurance	5,447.83
Power & Electricity	13,203.31
Telephone Expenses	
Internet Usage	13,245.23
Telephone & Fax charges	9,185.76
Other Expenses	
Depreciation exp.	38,970.49
Total Expenses	\$487,166.39
Operating Profit	\$123,443.68
4 Other Income	
Other Expenses	
Loss on disposal of fixed asset	\$59,959.00
Bad Debts Expenses	\$52,882.00
Total Other Expenses	\$112,841.00
Net Profit / (Loss)	\$10,602.68

Communications Commission of Kiribati
MYOB / Excel
Comparative Profit & Loss Statement
For the Year Ended 31 December 2015

	2015	2014	\$ Difference	% Difference
Income				
ADMIN & FINANCE SERVICES				
IBD Interest	4,610.81	3,133.90	1,476.91	47.13%
Domain Name fees	297,485.60	-	297,485.60	NA
Sundries	2,025.24	330.57	1,694.67	512.65%
ENGINEERING				
License fees	284,705.13	612,985.30	(328,280.17)	-53.55%
REGULATORY				
Country code	21,783.29	10,973.49	10,809.80	98.51%
Total Income	610,610.07	627,423.26	(16,813.19)	-2.68%
Expenses				
Personal Emoluments				
Salaries	172,171.27	168,665.90	3,505.37	2.08%
Extra Duty Allowances	8,428.77	12,758.59	(4,329.82)	-33.94%
Overtime	31,477.26	40,037.37	(8,560.11)	-21.38%
Board of Directors Expenses				
Sitting Allowances	7,462.50	6,611.25	851.25	12.88%
Snacks & Coffees	2,724.22	3,357.10	(632.88)	-18.85%
General Expenses				
Entertainment	4,697.98	8,637.10	(3,939.12)	-45.61%
Computer Maintenance	638.71	-	638.71	NA
Maintenance & Repair	4,619.35	3,472.55	1,146.80	33.02%
Promotions	-	209.45	(209.45)	-100.00%
Membership Fees - Int'l Orgs	55,296.70	732.65	54,564.05	7447.49%
Advertisement	95.00	-	95.00	NA
Subscription & Publications	-	-	-	NA
Office Supplies & Stationeries	7,391.22	12,741.60	(5,350.38)	-41.99%
Training	9,835.65	7,103.50	2,732.15	38.46%
House Rent Subsidy	8,610.50	8,857.00	(246.50)	-2.78%
KPF Contribution	12,828.04	12,668.77	159.27	1.26%
Service Purchase	450.00	429.20	20.80	4.85%
Donation	693.95	606.40	87.55	14.44%
Financial Expenses				
Audit Fees	-	2,500.00	(2,500.00)	-100.00%
Bank Charges	2,232.71	1,252.00	980.71	78.33%
VAT	1,722.73	6,891.24	(5,168.51)	-75.00%
Travelling & Transport Costs				
Local Travel	22,295.00	11,949.90	10,345.10	86.57%
Motor Vehicle Fuel	9,307.16	11,751.28	(2,444.12)	-20.80%
M/V Registration & Toll Fare	120.00	638.90	(518.90)	-81.22%
M/V Workshop Cost	3,855.00	5,047.92	(1,192.92)	-23.63%
Overseas Travel	40,160.05	30,636.58	9,523.47	31.09%
Insurance & Utilities Costs				
Insurance	5,447.83	7,957.67	(2,509.84)	-31.54%
Power & Electricity	13,203.31	13,597.00	(393.69)	-2.90%
Telephone Expenses				
Internet Usage	13,245.23	7,981.92	5,263.31	65.94%
Telephone & Fax charges	9,185.76	4,942.50	4,243.26	85.85%
Other Expenses				
Depreciation exp.	38,970.49	69,249.44	(30,278.95)	-43.72%
Doubtful Debt Expenses	-	6,000.00	(6,000.00)	-100.00%
Total Expenses	\$487,166.39	467,284.78	19,881.61	4.25%
Operating Profit	\$123,443.68	160,138.48	(36,694.80)	-22.91%
Other Income				
Other Expenses				
Loss on disposal of fixed Asset	\$59,959.00	-	59,959.00	NA
Bad Debts Expenses	\$52,882.00	-	52,882.00	NA
Net Profit / (Loss)	\$10,602.68	160,138.48	(149,535.80)	-93.38%

SIGNED


Mr Tiare Erekena
Chief Executive Officer


Mr Tangitang Kaureata
Chairman

Communications Commission of Kiribati

Profit & Loss Statement

For the 12 months ended 31st December 2015

	January	February	March	April	May	June	July	August	September	October	November	December	Total
Income													
ADMIN & FINANCE SERVICES													
IBD Interest	\$945.88	\$224.02	\$234.59	\$192.89	\$959.89	\$235.00	\$229.71	\$218.00	\$942.56	\$213.64	\$215.83	\$0.00	\$4,610.81
Domain Name	\$54,640.00	\$5,123.21	\$16,450.00	\$40,900.00	\$35,100.00	\$5,900.00	\$33,500.96	\$10,500.00	\$36,550.00	\$32,465.00	\$15,855.82	\$10,491.81	\$297,485.60
Surpluses	\$0.00	(\$690.00)	\$0.00	\$1,056.60	(\$388.93)	(\$554.55)	\$0.00	\$5.00	(\$5,125.00)	\$5,931.00	\$21.02	\$2,030.00	\$2,025.24
ENGINEERING													
License fees	\$21,105.47	\$13,303.06	\$28,996.60	\$45,990.00	\$24,580.00	\$37,315.00	\$16,100.00	\$7,725.00	\$39,090.00	\$7,160.00	\$10,500.00	\$30,920.00	\$284,705.13
REGULATORY													
Council code	\$0.00	\$0.00	\$0.00	\$0.00	\$0.00	\$10,393.12	\$0.00	\$0.00	\$0.00	\$0.00	\$0.00	\$11,390.17	\$21,783.29
Total Income	\$76,691.15	\$17,970.29	\$45,641.19	\$88,099.49	\$60,281.06	\$92,988.57	\$51,838.67	\$19,448.00	\$71,457.56	\$45,768.64	\$26,892.67	\$54,831.78	\$610,610.07
Expenses													
ADMIN & FINANCE SERVICES													
Personal Emoluments	\$8,946.69	\$8,776.86	\$13,401.87	\$8,761.54	\$9,291.73	\$9,277.25	\$7,913.00	\$9,080.76	\$13,304.50	\$8,893.00	\$8,893.00	\$8,898.13	\$115,429.33
Salaries	\$657.60	\$526.16	\$1,081.26	\$654.26	\$865.18	\$526.16	\$765.30	\$506.16	\$664.81	\$528.16	\$566.06	\$648.66	\$8,428.77
Extra Duty Allowances	\$3,290.72	\$3,725.01	\$3,457.16	\$2,398.97	\$2,762.13	\$3,402.37	\$2,369.04	\$1,996.25	\$1,973.64	\$1,148.23	\$1,307.79	\$1,338.25	\$29,119.56
Overtime	\$675.00	\$700.00	\$687.50	\$406.25	\$550.00	\$981.25	\$365.25	\$356.25	\$675.00	\$416.75	\$343.75	\$1,312.50	\$7,462.50
Board of Directors Expenses	\$272.17	\$274.00	\$111.40	\$169.65	\$249.10	\$320.00	\$138.10	\$149.05	\$238.60	\$129.30	\$130.80	\$544.05	\$2,724.22
Sitting Allowances	\$0.00	\$0.00	\$0.00	\$0.00	\$0.00	\$0.00	\$0.00	\$0.00	\$0.00	\$0.00	\$0.00	\$0.00	\$0.00
Snacks & Coffees	\$70.00	\$20.00	\$0.00	\$0.00	\$0.00	\$349.85	\$597.34	\$0.00	\$0.00	\$0.00	\$0.00	\$3,660.79	\$4,697.98
Entertainment	\$0.00	\$0.00	\$0.00	\$0.00	\$698.71	\$0.00	\$0.00	\$0.00	\$0.00	\$0.00	\$0.00	\$0.00	\$698.71
Computer Maintenance	\$421.65	\$0.00	\$814.45	\$10.00	\$1,096.50	\$120.00	\$8.80	\$200.00	\$94.05	\$1,612.30	\$351.60	\$0.00	\$4,619.35
Maintenance & Repair	\$0.00	\$0.00	\$95.00	\$0.00	\$0.00	\$0.00	\$0.00	\$0.00	\$0.00	\$0.00	\$0.00	\$0.00	\$95.00
Advertisement	\$167.90	\$325.73	\$612.00	\$299.80	\$140.70	\$84.00	\$121.30	\$681.69	\$76.90	\$170.20	\$167.25	\$4,543.35	\$7,391.22
Office Supplies & Stationeries	\$0.00	\$0.00	\$0.00	\$0.00	\$1,028.60	\$0.00	\$0.00	\$0.00	\$0.00	\$0.00	\$0.00	\$8,807.05	\$9,836.65
Training	\$0.00	\$770.00	\$365.00	\$770.00	\$750.00	\$790.00	\$770.00	\$513.00	\$769.50	\$256.50	\$513.00	\$513.00	\$7,826.50
House Rent Subsidy	\$463.48	\$469.58	\$704.37	\$469.58	\$469.58	\$498.52	\$479.44	\$498.77	\$719.16	\$479.44	\$479.44	\$479.44	\$6,280.80
KCP Contribution	\$0.00	\$300.00	\$150.00	\$0.00	\$0.00	\$0.00	\$0.00	\$0.00	\$0.00	\$0.00	\$0.00	\$193.95	\$450.00
Service Purchase	\$0.00	\$0.00	\$0.00	\$0.00	\$0.00	\$0.00	\$500.00	\$0.00	\$0.00	\$0.00	\$0.00	\$193.95	\$693.95
Donation	\$0.00	\$0.00	\$0.00	\$0.00	\$0.00	\$0.00	\$0.00	\$0.00	\$0.00	\$0.00	\$0.00	\$0.00	\$0.00
Financial Expenses	\$255.00	\$209.40	\$371.01	\$205.00	\$192.30	\$160.90	\$211.50	\$135.00	\$208.30	\$72.40	\$84.40	\$126.40	\$2,232.71
Bank Charges	\$0.00	\$127.31	\$162.31	\$146.65	\$242.35	\$236.64	\$122.06	\$364.55	\$308.36	\$12.50	\$0.00	\$0.00	\$1,722.73
VAT													
Travelling & Transport Costs	\$8,791.80	\$6.00	\$1,569.40	\$59.40	\$922.60	\$0.00	\$168.00	\$7,675.00	\$1,772.00	\$63.60	\$920.80	\$80.20	\$22,239.00
Local Travel	\$646.91	\$789.72	\$634.45	\$769.62	\$1,522.60	\$800.40	\$619.30	\$713.25	\$761.90	\$10.00	\$1,278.26	\$781.29	\$9,307.16
Motor Vehicle Fuel	\$0.00	\$0.00	\$80.00	\$0.00	\$0.00	\$0.00	\$0.00	\$0.00	\$0.00	\$0.00	\$0.00	\$0.00	\$120.00
MV Registration & Toll Fare	\$138.40	\$11.60	\$19.70	\$602.20	\$287.06	\$1,127.50	\$165.00	\$276.54	\$980.00	\$105.00	\$0.00	\$232.00	\$3,865.00
MV Workshop Cost	\$2,749.00	\$0.00	\$0.00	\$6,304.70	\$0.00	\$0.00	\$0.00	\$0.00	\$3,445.80	\$3,234.70	\$4,352.50	\$1,741.00	\$21,907.70
Insurance & Utilities Costs	\$0.00	\$0.00	\$0.00	\$0.00	\$0.00	\$0.00	\$0.00	\$0.00	\$0.00	\$0.00	\$5,447.83	\$0.00	\$5,447.83
Insurance	\$1,423.01	\$1,018.50	\$971.60	\$677.00	\$940.10	\$1,291.50	\$976.50	\$1,069.60	\$0.00	\$2,419.20	\$1,246.70	\$1,174.60	\$13,203.31
Power & Electricity	\$3,012.52	\$0.00	\$0.00	\$0.00	\$3,083.15	\$0.00	\$3,266.47	\$0.00	\$3,653.09	\$0.00	\$0.00	\$0.00	\$13,245.23
Telephone Expenses	\$426.25	\$426.25	\$406.25	\$426.25	\$446.25	\$2,474.06	\$596.98	\$759.89	\$1,319.02	\$365.83	\$706.63	\$772.10	\$9,165.76
Internet Usage	\$0.00	\$0.00	\$0.00	\$0.00	\$0.00	\$0.00	\$0.00	\$0.00	\$0.00	\$0.00	\$0.00	\$0.00	\$0.00
Telephone & Fax charges	\$2,227.86	\$2,252.46	\$2,472.80	\$2,501.59	\$3,668.77	\$3,668.77	\$3,668.77	\$3,667.50	\$3,710.61	\$3,710.81	\$3,710.81	\$3,709.54	\$38,970.49
Other Expenses	\$0.00	\$0.00	\$0.00	\$0.00	\$0.00	\$0.00	\$0.00	\$0.00	\$0.00	\$0.00	\$0.00	\$0.00	\$0.00
Depreciation exp.	\$0.00	\$0.00	\$0.00	\$0.00	\$0.00	\$0.00	\$0.00	\$0.00	\$0.00	\$0.00	\$0.00	\$0.00	\$0.00
ENGINEERING													
Personal Emoluments	\$3,275.76	\$3,275.76	\$4,913.64	\$3,275.76	\$2,745.57	\$3,275.76	\$3,275.76	\$3,275.76	\$4,913.64	\$3,275.76	\$3,275.76	\$4,824.95	\$43,603.88
Salaries	\$0.00	\$0.00	\$0.00	\$0.00	\$0.00	\$0.00	\$0.00	\$0.00	\$992.31	\$703.85	\$861.54	\$0.00	\$2,357.70
Overline	\$0.00	\$0.00	\$0.00	\$0.00	\$0.00	\$0.00	\$0.00	\$0.00	\$0.00	\$0.00	\$0.00	\$0.00	\$0.00
General Expenses	\$0.00	\$0.00	\$54,992.83	\$303.87	\$0.00	\$0.00	\$0.00	\$0.00	\$0.00	\$0.00	\$0.00	\$0.00	\$55,296.70
Membership Fees - Int'l Orgs	\$328.18	\$328.18	\$492.27	\$328.18	\$328.18	\$328.18	\$328.18	\$328.18	\$492.27	\$328.18	\$328.18	\$328.18	\$4,266.34
KCP Contributions	\$0.00	\$0.00	\$0.00	\$0.00	\$0.00	\$0.00	\$0.00	\$0.00	\$0.00	\$0.00	\$0.00	\$0.00	\$0.00
Travelling & Transport Costs	\$0.00	\$0.00	\$0.00	\$0.00	\$0.00	\$0.00	\$0.00	\$0.00	\$0.00	\$0.00	\$0.00	\$0.00	\$0.00
Local Travel	\$0.00	\$0.00	\$1,950.00	\$0.00	\$213.00	\$8,131.05	\$0.00	\$0.00	\$0.00	\$0.00	\$3,945.30	\$0.00	\$13,039.35
Overseas Travel	\$0.00	\$0.00	\$0.00	\$0.00	\$0.00	\$0.00	\$0.00	\$0.00	\$0.00	\$0.00	\$0.00	\$0.00	\$0.00
REGULATORY													
Personal Emoluments	\$1,010.62	\$1,010.62	\$1,515.93	\$1,010.62	\$1,010.62	\$1,010.62	\$1,010.62	\$1,010.62	\$1,515.93	\$1,010.62	\$1,010.62	\$1,010.62	\$13,138.06
Salaries	\$57.00	\$57.00	\$86.50	\$28.50	\$57.00	\$57.00	\$57.00	\$57.00	\$86.50	\$28.50	\$57.00	\$57.00	\$664.00
House Rent Subsidy	\$180.80	\$271.20	\$180.80	\$180.80	\$180.80	\$180.80	\$107.30	\$175.55	\$208.58	\$160.80	\$180.80	\$22.67	\$2,330.90
KCP Contribution	\$0.00	\$0.00	\$0.00	\$0.00	\$0.00	\$0.00	\$0.00	\$0.00	\$0.00	\$0.00	\$0.00	\$0.00	\$0.00
Travelling & Transport Costs	\$0.00	\$0.00	\$0.00	\$0.00	\$0.00	\$0.00	\$0.00	\$0.00	\$0.00	\$0.00	\$0.00	\$0.00	\$0.00
Overseas Travel	\$40,238.32	\$25,560.94	\$93,130.40	\$30,451.19	\$33,673.04	\$39,092.58	\$28,620.11	\$38,209.57	\$43,343.67	\$29,055.83	\$38,769.82	\$46,020.92	\$487,166.39
Total Expenses	\$36,452.83	(\$7,590.65)	(\$47,489.21)	\$67,648.30	\$26,608.02	\$13,895.99	\$23,218.56	(\$19,761.57)	\$28,113.89	\$16,713.81	(\$13,177.15)	\$8,810.86	\$123,443.68
Operating Profit	\$0.00	\$0.00	\$0.00	\$0.00	\$33,673.04	\$79,092.58	\$28,620.11	\$58,210.57	\$43,343.67	\$29,055.83	\$38,769.82	\$46,020.92	\$487,166.39
Other Income	\$0.00	\$0.00	\$0.00	\$0.00	\$59,959.00	\$0.00	\$0.00	\$0.00	\$0.00	\$0.00	\$0.00	\$0.00	\$59,959.00
Other Expenses	\$0.00	\$0.00	\$0.00	\$0.00	\$52,882.00	\$0.00	\$0.00	\$0.00	\$0.00	\$0.00	\$0.00	\$0.00	\$52,882.00
Loss on Disposals	\$0.00	\$0.00	\$0.00	\$0.00	\$100,371.21	\$0.00	\$0.00	\$0.00	\$0.00	\$0.00	\$0.00	\$0.00	\$100,371.21
Bad Debt Expenses	\$36,452.83	(\$7,590.65)	(\$47,489.21)	\$67,648.30	\$26,608.02	\$13,895.99	\$23,218.56	(\$19,761.57)	\$28,113.89	\$16,713.81	(\$13,177.15)	\$8,810.86	\$123,443.68
Net Profit / (Loss)	\$0.00	\$0.00	\$0.00	\$0.00	\$33,673.04	\$79,092.58	\$28,620.11	\$58,210.57	\$43,343.67	\$29,055.83	\$38,769.82	\$46,020.92	\$487,166.39

Communications Commission of Kiribati

Balance Sheet
As of December 2015

NOTES

Assets

Current Assets

Cheque Account	\$706,757.05
Petty Cash Fund	\$1,000.00
IBD No. 628274 - No. 1 Account	\$54,879.62
IBD No. 642017 - No. 2 Account	\$145,124.52
IBD No. 680256 - No. 3 Account	\$317,628.57
Accounts Receivable	\$953,692.68
1 Provision for Doubtful Debts	(\$48,999.96)
Imprest Account-MCTTD Officer	\$2,355.00

Non-Current Assets

Loan - BPA	\$55,005.00
------------	-------------

Property, Plant & Equipment

Office Equipment- at cost	\$150,803.59
Acc. Deprn - Office Equipment	(\$144,746.60)
Furniture & Fittings - at cost	\$11,553.10
Acc. Deprn - Furniture & Fitting	(\$8,658.22)
Motor Vehicles - at cost	\$132,667.00
Acc. Deprn - Motor Vehicles	(\$114,048.96)
Building & Premises 2 - cost	\$117,115.40
Acc Dep - Building & Premises	(\$10,840.64)
Total Assets	\$2,321,287.15

Liabilities

Dot Ki Trust	\$227,849.48
Total Liabilities	\$227,849.48

Net Assets	\$2,093,437.67
-------------------	-----------------------


Equity

Retained Earnings	\$1,823,730.48
Current Years Earnings	\$10,602.68
Historical Balancing	\$240.21
Equity - Gov'ts Contribution	\$258,864.30
Total Equity	\$2,093,437.67

SIGNED



Mr. Tiara Erekena
Chief Executive Officer



Mr Tangitang Kaureata
Chairman

Notes to Balance Sheet


NOTE


1	Provision for doubtful debt 2011	18,000.00
	Provision for doubtful debt 2012	12,500.04
	Provision for doubtful debt 2013	12,499.92
	Provision for doubtful debt 2014	6,000.00
		<u>48,999.96</u>

Communications Commission of Kiribati
Comparative Balance Sheet
As at 31 December 2015 and 2014

	<u>2015</u>	<u>2014</u>	<u>\$ Difference</u>	<u>% Difference</u>
Assets				
Current Assets				
Cheque Account	706,757.05	549,317.58	157,439.47	155%
Petty Cash Fund	1,000.00	200.00	800.00	0.9%
IBD No. 628274 - No. 1 Account	54,879.62	54,525.61	354.01	0.6%
IBD No. 642017 - No. 2 Account	145,124.52	142,956.65	2,167.87	1.5%
IBD No. 680256 - No. 3 Account	317,628.57	315,539.64	2,088.93	1.3%
Undeposited Funds	-	4,650.00	(4,650.00)	-100%
Bounced Cheques (Customers)	-	1,000.00	(1,000.00)	-100%
Accounts Receivable	953,692.68	956,755.68	(3,063.00)	-2.2%
Provision for Doubtful Debts	(48,999.96)	(48,999.96)	-	0%
Advance Account - SAO	-	248.44	(248.44)	-100%
Imprest Account - Technician	-	197.40	(197.40)	-100%
Imprest Account-MCTTD Officer	2,355.00	2,355.00	-	0%
Non-Current Assets				
Loan - BPA	55,005.00	55,005.00	-	0%
Loan - TKL	-	52,882.00	(52,882.00)	-100%
Property, Plant & Equipment				
Office Equipment- at cost	150,803.59	144,214.46	6,589.13	5%
Acc. Deprn - Office Equipment	(144,746.60)	(144,214.46)	(532.14)	-0.4%
Furniture & Fittings - at cost	11,553.10	9,419.50	2,133.60	23%
Acc. Deprn - Furniture & Fitting	(8,658.22)	(8,186.87)	(471.35)	-0.3%
Motor Vehicles - at cost	132,667.00	132,667.00	-	0%
Acc. Deprn - Motor Vehicles	(114,048.96)	(83,994.72)	(30,054.24)	-36%
Buildings & Premises 1 - cost	-	93,114.31	(93,114.31)	-100%
Acc. Dprn - Building & Prem 1	-	(33,155.31)	33,155.31	-100%
Buildings & Premises 2 - cost	117,115.40	117,115.40	-	0%
Acc Dprn - Building & Prem 2	(10,840.64)	(2,927.88)	(7,912.76)	-5%
Total Assets	2,321,287.15	2,310,714.47	10,602.68	49%
Liabilities				
Dot Ki Trust	227,849.48	227,849.48	-	0%
Total Liabilities	227,849.48	227,849.48	-	0%
Net Assets	2,093,437.67	2,082,834.99	10,602.68	49%
Equity				
Retained Earnings	1,823,730.48	1,663,592.00	160,138.48	10%
Current Years Earnings	10,602.68	160,138.48	(149,535.80)	-93%
Historical Balancing	240.21	240.21	-	0%
Equity - Gov'ts Contribution	258,864.30	258,864.30	-	0%
Total Equity	2,093,437.67	2,082,834.99	10,602.68	49%

SIGNED



 Mr. Tiara Erekanaka
 Chief Executive Officer



 Mr. Tangitang Kaureata
 Chairman

Communications Commission of Kiribati
Comparative Cash Flow Statement
For Financial Years Ending 2015 and 2014

	31-Dec-2015	31-Dec-2014
Cash Flow from Operating Activities		
Cash Receipts from Customers	582,190.73	\$883,701.83
Cash Payments to Suppliers and Employees	(318,798.04)	(466,032.78)
Bank Charges	2,232.71	(1,252.00)
Net Cash Received / Used from Operating Activities	\$265,625.40	\$416,417.05
Cash Flow from Investing Activities		
Purchase of Fixed Assets	(8,722.73)	(57,724.28)
Buildings and Premises	-	117,115.40
IBD Interest	4,610.81	3,133.90
Net Cash Received / Used from Investing Activities	(4,111.92)	62,525.02
Cash Flow from Financing Activities		
IBD Drawdown to fund Outer Islands RICS development	-	-
Net Cash Received / Used from Financing Activities		
Net Decrease / Increase in cash / cash equivalents	158,200.28	303,153.11
Cash and Cash Equivalents - Opening	1,067,189.48	764,036.37
Cash and Cash Equivalents - End of Period	1,225,389.76	1,067,189.48
(B) Reconciliation of Cash Flow from Operating Activities to Net Profit		
Net Profit for the year	10,602.68	\$160,168.48
Depreciation	38,970.49	\$69,249.44
IBD Interest	(4,610.81)	(\$3,133.90)
Increase / Decrease in Debtors	(3,063.00)	(191,409.31)
Decrease / Increase in Creditors	170,844.04	381,542.34
	212,743.40	416,417.05
(A) Details of Cash and Cash Equivalent at year ended		
Cheque Account	706,757.05	549,317.58
Petty Cash Fund	1,000.00	200.00
IBD No.628274 - No.1 Account	54,879.62	54,525.61
IBD No.642017 - No.2 Account	145,124.52	142,956.65
IBD No.680256 - No.3 Account	317,628.57	315,539.64
Undeposited Funds	-	4,650.00
	1,225,389.76	1,067,189.48

SIGNED


Mr Tiare Erekena
Chief Executive Officer


Mr Tangitang Kaureata
Chairman

Communications Commission of Kiribati

Reconciliation Report

ID#	Date	Memo/Payee	Deposit	Withdrawal
Cheque Account: 1-1110		Cheque Account		
Date of Bank Statement: 31/12/2015				

Outstanding Cheques

649631	30/11/2015	Kiribati Insurance Corporation		\$235.00
649644	17/12/2015	Amalgamated Telecom Holdings Kiribati Ltd		\$325.85
649651	17/12/2015	Moel Trading Ltd		\$358.49
649653	17/12/2015	Wishing Star		\$131.00
649658	23/12/2015	Public Utilities Board		\$1,174.60
649660	23/12/2015	Katrita Mom		\$975.00
649661	23/12/2015	Easy Way		\$480.00
649662	23/12/2015	Ioane P		\$165.00
649665	24/12/2015	Development Bank of Kiribati		\$2,143.00
649666	24/12/2015	Kiribati Provident Fund		\$863.00
649667	24/12/2015	Kiribati Provident Fund		\$101.00
649668	24/12/2015	Kiribati Government Account No 1		\$1,533.28
649669	30/12/2015	Kiribati Provident Fund		\$2,100.58
649670	30/12/2015	Kiribati Insurance Corporation		\$270.00
649671	30/12/2015	Kiribati Housing Corporation		\$744.00
649673	30/12/2015	Maneaba ni Maungatabu (House of Parliament)		\$314.00
649675	31/12/2015	Petty Cash Fund		\$978.00
649676	31/12/2015	Neiran Areta		\$352.75
Total:			\$0.00	\$13,244.55


Reconciliation


AccountRight Premier Balance on 31/12/2015:	\$706,757.05
Add: Outstanding Cheques:	\$13,244.55
Subtotal:	\$720,001.60
Deduct: Outstanding Deposits:	\$0.00
Expected Balance on Statement:	\$720,001.60

FIXED ASSET REGISTER		31/12/2014				
	Office Equipment	Furniture & Fittings	Motor Vehicle	Buildings & Premises1	Buildings & Premises2	Total
Cost / Valuation						
Cost at 31/12/2013	143,522.38	8,412.30	82,867.00	93,114.31	-	327,915.99
Transfers / Disposals at 31/12/2014						
Total	143,522.38	8,412.30	82,867.00	93,114.31	-	327,915.99
Additions at Cost for the year	692.08	1,007.20	49,800.00	-	117,115.40	168,614.68
Additions at valuation for the year	-	-	-	-	-	-
Balance at 31 December 2014	144,214.46	9,419.50	132,667.00	93,114.31	117,115.40	496,530.67
Depreciation						
Cost at 31/12/2013	114,768.96	6,020.81	53,940.48	28,499.55	-	203,229.80
Transfers / Disposals at 31/12/2014						
Total	114,768.96	6,020.81	53,940.48	28,499.55	-	203,229.80
Charge at Cost for the year	29,445.50	2,166.06	30,054.24	4,655.76	2,727.88	69,049.44
Charge at valuation for the year	-	-	-	-	-	-
Balance at 31 December 2014	144,214.46	8,186.87	83,994.72	33,155.31	2,727.88	272,279.24
Net Book Value at 31 December 2014	-	1,232.63	48,672.28	59,959.00	114,387.52	224,251.43
Net Book Value at 31 December 2013	28,753.42	2,391.49	28,926.52	64,614.76	-	173,665.52

FIXED ASSET REGISTER		31/12/2015				
	Office Equipment	Furniture & Fittings	Motor Vehicle	Buildings & Premises1	Buildings & Premises2	Total
Cost / Valuation						
Cost at 31/12/2014	144,214.46	9,419.50	132,667.00	93,114.31	117,115.40	496,530.67
Transfers / Disposals at 31/12/2015						
Total	144,214.46	9,419.50	132,667.00	93,114.31	117,115.40	496,530.67
Additions at Cost for the year	6,569.13	2,133.60	-	-	-	8,702.73
Additions at valuation for the year	-	-	-	-	-	-
Balance at 31 December 2015	150,803.59	11,553.10	132,667.00	-	117,115.40	412,139.09
Depreciation						
Cost at 31/12/2014	144,214.46	8,186.87	83,994.72	33,155.31	2,927.88	272,479.24
Transfers / Disposals at 31/12/2015						
Total	144,214.46	8,186.87	83,994.72	33,155.31	2,927.88	272,479.24
Charge at Cost for the year	532.14	471.35	30,054.24	-	7,912.76	38,970.49
Charge at valuation for the year	-	-	-	-	-	-
Balance at 31 December 2015	144,746.60	8,658.22	114,048.96	-	10,840.64	278,294.42
Net Book Value at 31 December 2015	6,056.99	2,894.88	18,618.04	-	106,274.76	133,844.67
Net Book Value at 31 December 2014	-	1,232.63	48,672.28	59,959.00	114,387.52	173,665.52

SIGNED


 Mr. Tiare Ereka
 Chief Executive Officer


 Mr. Tangiang Kaureata
 Chairman

Communications Commission of Kiribati
Aged Receivables [Summary]

31/12/2015

Government' Ministries	Total Due	0 - 30	31 - 60	61 - 90	90+
AG's Office	\$200.00	\$0.00	\$0.00	\$200.00	\$0.00
Customs Office	\$150.00	\$0.00	\$0.00	\$0.00	\$150.00
FTC	\$150.00	\$0.00	\$0.00	\$0.00	\$150.00
Kiribati National Audit Office	\$350.00	\$200.00	\$0.00	\$0.00	\$150.00
Maneaba ni Maungatabu (House of Parliament)	\$100.00	\$100.00	\$0.00	\$0.00	\$0.00
MCIC - HQ	(\$150.00)	\$0.00	\$0.00	\$0.00	(\$150.00)
MCTTD - HQ	\$600.00	\$100.00	\$200.00	\$0.00	\$300.00
MCTTD - Marine Division	\$4,050.00	\$0.00	\$0.00	\$0.00	\$4,050.00
MELAD - Agriculture	\$250.00	\$0.00	\$0.00	\$0.00	\$250.00
MELAD - HQ	\$300.00	\$0.00	\$0.00	\$0.00	\$300.00
MFEP - Tax Office	\$400.00	\$0.00	\$0.00	\$0.00	\$400.00
MFMRD - Fisheries Division	(\$450.00)	\$0.00	\$0.00	\$0.00	(\$450.00)
MFMRD - Fisheries Training Centre	\$400.00	\$0.00	\$0.00	\$0.00	\$400.00
MFMRD - HQs	\$6,000.00	\$0.00	\$2,000.00	\$600.00	\$3,400.00
Min of Foreign Affairs	\$2,450.00	\$0.00	\$0.00	\$0.00	\$2,450.00
Min. Internal & Social Affairs	\$350.00	\$0.00	\$0.00	\$0.00	\$350.00
Min. of Commerce	\$250.00	\$100.00	\$0.00	\$0.00	\$150.00
Min. of Education - KGV & EBS	\$50.00	\$0.00	\$0.00	\$50.00	\$0.00
Min. of Public Works & Utilities	\$2,700.00	\$0.00	\$0.00	\$0.00	\$2,700.00
Min. of Fisheries & Marine Resources Development	\$1,250.00	\$0.00	\$0.00	\$0.00	\$1,250.00
Ministry of Health	\$8,350.00	\$0.00	\$0.00	\$6,200.00	\$2,150.00
MLHRD - Marine Training Centre	\$400.00	\$0.00	\$0.00	\$0.00	\$400.00
MLPID, Linnix Kiritimati, Line Islands	\$500.00	\$200.00	\$0.00	\$0.00	\$300.00
OB - Office of Beretitenti	\$250.00	\$100.00	\$0.00	\$0.00	\$150.00
Office of Puplis Lawyer - OPL	\$200.00	\$0.00	\$0.00	\$0.00	\$200.00
Police & Prison	\$400.00	\$0.00	\$0.00	\$0.00	\$400.00
PSO - Public Services Office	\$100.00	\$100.00	\$0.00	\$0.00	\$0.00
Total	\$29,600.00	\$900.00	\$2,200.00	\$7,050.00	\$19,450.00

State Owned Enterprises (SOE)	Total Due	0 - 30	31 - 60	61 - 90	90+
Air Kiribati Ltd	(\$100.00)	\$0.00	\$0.00	\$0.00	(\$100.00)
Betio Shipyard	\$300.00	\$0.00	\$0.00	\$0.00	\$300.00
Broadcasting Publication Authority	\$42,400.00	\$0.00	\$0.00	\$0.00	\$42,400.00
Central Pacific Producer	\$350.00	\$0.00	\$0.00	\$0.00	\$350.00
Central Pacific Services	\$150.00	\$0.00	\$0.00	\$0.00	\$150.00
Central Producers Services	\$200.00	\$0.00	\$0.00	\$100.00	\$100.00
KCCS - Kiribati Copra Cooperative Society	\$1,000.00	\$0.00	\$0.00	\$0.00	\$1,000.00
Kiribati Housing Cooperation	\$100.00	\$0.00	\$0.00	\$0.00	\$100.00
Kiribati Institute Technology	\$200.00	\$0.00	\$0.00	\$50.00	\$150.00
Kiribati Insurance Corporation	\$150.00	\$0.00	\$0.00	\$0.00	\$150.00
Kiribati Oil Ltd	\$8,000.00	\$4,000.00	\$0.00	\$0.00	\$4,000.00
Kiribati Port Authority	\$17,200.00	\$4,000.00	\$0.00	\$0.00	\$13,200.00
Kiribati Shipping Services Ltd	\$2,350.00	\$0.00	\$0.00	\$0.00	\$2,350.00
Telecom Service Kiribati Ltd	\$666,868.43	\$0.00	\$0.00	\$0.00	\$666,868.43
Television Kiribati Limited	\$14,000.00	\$0.00	\$0.00	\$0.00	\$14,000.00
Total	\$753,168.43	\$8,000.00	\$0.00	\$150.00	\$745,018.43

Island Councils	Total Due	0 - 30	31 - 60	61 - 90	90+
Arorae Island Council	\$6,000.00	\$0.00	\$0.00	\$0.00	\$6,000.00
Banaba Council	\$4,000.00	\$0.00	\$0.00	\$0.00	\$4,000.00
Island Council - Aranuka	\$2,000.00	\$0.00	\$0.00	\$0.00	\$2,000.00
Island Council - Beru	\$3,000.00	\$0.00	\$1,000.00	\$0.00	\$2,000.00
Island Council - Maiana	\$3,000.00	\$0.00	\$0.00	\$0.00	\$3,000.00
Island Council - Nikunau	\$4,000.00	\$0.00	\$1,000.00	\$0.00	\$3,000.00
Island Council - Nonouti	\$6,000.00	\$0.00	\$1,000.00	\$0.00	\$5,000.00
Island Council - Onotoa	\$5,000.00	\$0.00	\$0.00	\$0.00	\$5,000.00
Island Council - Tab South	\$6,000.00	\$0.00	\$1,000.00	\$0.00	\$5,000.00
Island Council - Tabuaeran	\$1,000.00	\$0.00	\$0.00	\$0.00	\$1,000.00
Island Council - Tamana	\$5,000.00	\$0.00	\$0.00	\$0.00	\$5,000.00
Island Council - Teraina	\$1,000.00	\$0.00	\$0.00	\$0.00	\$1,000.00
Island Council - Xmas	\$2,000.00	\$0.00	\$0.00	(\$2,000.00)	\$4,000.00
Island Council -Beru	\$2,000.00	\$0.00	\$0.00	\$0.00	\$2,000.00
Makin Is Council	\$7,000.00	\$0.00	\$0.00	\$0.00	\$7,000.00
Tamana Island Council	\$2,000.00	\$0.00	\$0.00	\$0.00	\$2,000.00
Teinainano Urban Council	\$200.00	\$0.00	\$0.00	\$0.00	\$200.00
Total	\$59,200.00	\$0.00	\$4,000.00	(\$2,000.00)	\$57,200.00

Church	Total Due	0 - 30	31 - 60	61 - 90	90+
Catholic Community - Riwata Obetaia	\$100.00	\$0.00	\$0.00	\$0.00	\$100.00
Catholic Kainaba - Vessel	\$600.00	\$0.00	\$0.00	\$0.00	\$600.00
Catholic Mission - Education Office	\$50.00	\$0.00	\$0.00	\$0.00	\$50.00
Catholic Mission - HQ (Diocese of Tarawa)	\$350.00	\$0.00	\$0.00	\$0.00	\$350.00
Catholic Mission - Immaculate Heart College, Tab	\$500.00	\$0.00	\$0.00	\$0.00	\$500.00
Catholic Mission - Nuotaea	\$100.00	\$0.00	\$0.00	\$0.00	\$100.00
KPC - ASMC, Abemama	\$500.00	\$0.00	\$0.00	\$0.00	\$500.00
KPC - George Eastman High School, Nonouti	\$1,200.00	\$0.00	\$0.00	\$0.00	\$1,200.00
KPC - Hiram Bingham High School, Beru	\$200.00	\$0.00	\$0.00	\$0.00	\$200.00
KPC - ICC Abaiang	\$200.00	\$0.00	\$0.00	\$0.00	\$200.00
KPC - ICC Abemama	\$400.00	\$0.00	\$0.00	\$0.00	\$400.00
KPC - ICC Aranuka	\$200.00	\$0.00	\$0.00	\$0.00	\$200.00
KPC - ICC Aranuka Takaeang	\$200.00	\$0.00	\$0.00	\$0.00	\$200.00
KPC - ICC Arorae (Roreti & Tamaroa)	\$400.00	\$0.00	\$0.00	\$0.00	\$400.00
KPC - ICC Banaba	\$200.00	\$0.00	\$0.00	\$0.00	\$200.00
KPC - ICC Beru	\$200.00	\$0.00	\$0.00	\$0.00	\$200.00
KPC - ICC Butaritari	\$400.00	\$0.00	\$0.00	\$0.00	\$400.00
KPC - ICC Kiritimati	\$0.00	\$0.00	\$0.00	(\$200.00)	\$200.00
KPC - ICC Kuria	\$200.00	\$0.00	\$0.00	\$0.00	\$200.00
KPC - ICC Makin	\$200.00	\$0.00	\$0.00	\$0.00	\$200.00
KPC - ICC Marakei	\$200.00	\$0.00	\$0.00	\$0.00	\$200.00
KPC - ICC Mwaiana	\$400.00	\$0.00	\$0.00	\$0.00	\$400.00
KPC - ICC Nikunau	\$200.00	\$0.00	\$0.00	\$0.00	\$200.00
KPC - ICC Nonouti	\$200.00	\$0.00	\$0.00	\$0.00	\$200.00
KPC - ICC Onotoa	\$200.00	\$0.00	\$0.00	\$0.00	\$200.00
KPC - ICC Tabiteuea	\$200.00	\$0.00	\$0.00	\$0.00	\$200.00
KPC - ICC Tabiteuea South	\$200.00	\$0.00	\$0.00	\$0.00	\$200.00
KPC - ICC Tamana	\$200.00	\$0.00	\$0.00	\$0.00	\$200.00
KPC - ICC Teeraina	\$400.00	\$0.00	\$0.00	\$0.00	\$400.00
KPC - Itoinimainiku	\$4,000.00	\$0.00	\$0.00	\$0.00	\$4,000.00
KPC - Kiribati Protestant Church, HQ	\$9,099.10	\$0.00	\$0.00	\$0.00	\$9,099.10
KPC - Stephen Whitmee High School, Abaiang	\$200.00	\$0.00	\$0.00	\$0.00	\$200.00
KPC - Tangintebu Theological College	\$2,000.00	\$0.00	\$0.00	\$0.00	\$2,000.00
KPC - WGMC	\$2,500.00	\$0.00	\$0.00	\$0.00	\$2,500.00
KPC Takoronga	\$100.00	\$0.00	\$0.00	\$0.00	\$100.00
SDA - Kauma High School	\$700.00	\$0.00	\$0.00	\$0.00	\$700.00
Seventh Day Adventist Church	\$400.00	\$0.00	\$0.00	\$0.00	\$400.00
Total	\$27,399.10	\$0.00	\$0.00	(\$200.00)	\$27,599.10

Private Companies	Total Due	0 - 30	31 - 60	61 - 90	90+
Akenraoi Shipping	\$900.00	\$0.00	\$0.00	\$0.00	\$900.00
Akoia Baraniko	\$500.00	\$0.00	\$0.00	\$0.00	\$500.00
Anterea Tawaia	\$100.00	\$0.00	\$0.00	\$0.00	\$100.00
Aran Iotebwa	\$40.00	\$40.00	\$0.00	\$0.00	\$0.00
Bakarekenraoi Wa-uoua	\$200.00	\$200.00	\$0.00	\$0.00	\$0.00
BAMA Shipping Services	\$900.00	\$0.00	\$0.00	\$0.00	\$900.00
Bank of Kiribati	\$2,000.00	\$2,000.00	\$0.00	\$0.00	\$0.00
Banuera Berina	\$1,000.00	\$0.00	\$0.00	\$500.00	\$500.00
Blue Lagoon - Bikenibeu	\$200.00	\$0.00	\$0.00	\$0.00	\$200.00
Boonteman Tabera	\$40.00	\$40.00	\$0.00	\$0.00	\$0.00
Bureka	\$200.00	\$0.00	\$0.00	\$0.00	\$200.00
Captain Cook Hotel	\$500.00	\$0.00	\$0.00	\$0.00	\$500.00
Coral Ace Enterprises - Jeff & Shiu Fung Jong	\$600.00	\$0.00	\$0.00	\$0.00	\$600.00
Dai Nippon Construction	\$700.00	\$0.00	\$0.00	\$0.00	\$700.00
Dojin Co Ltd	\$14,300.00	\$0.00	\$0.00	\$0.00	\$14,300.00
ECOMSOL	\$1,500.00	\$0.00	\$0.00	\$0.00	\$1,500.00
Emil Schutz	\$350.00	\$100.00	\$0.00	\$0.00	\$250.00
Eritaia Motel	\$800.00	\$0.00	\$0.00	\$0.00	\$800.00
Fair Price	\$500.00	\$0.00	\$0.00	\$0.00	\$500.00
Frigate Birds Resting Cross Village - FBRCV	\$1,200.00	\$0.00	\$0.00	\$0.00	\$1,200.00
Geospatial Information Authority of Japan	\$2,520.00	\$0.00	\$0.00	\$0.00	\$2,520.00
Good life	\$100.00	\$100.00	\$0.00	\$0.00	\$0.00
ICTL	\$500.00	\$0.00	\$0.00	\$0.00	\$500.00
iMart Enterprises	\$500.00	\$0.00	\$0.00	\$0.00	\$500.00
Itoinimainiku High School - IM	\$500.00	\$0.00	\$0.00	\$0.00	\$500.00
Jaxa Downrange Station - Tridend Space & Defence	\$21.00	\$0.00	\$0.00	\$0.00	\$21.00
JBO Video	\$2,000.00	\$0.00	\$0.00	\$0.00	\$2,000.00
Jennifer Quellmalz	\$315.00	\$0.00	\$0.00	\$0.00	\$315.00
JICA Ambo	\$150.00	\$0.00	\$0.00	\$0.00	\$150.00
Joshua Tinga	\$100.00	\$0.00	\$0.00	\$0.00	\$100.00
JOTEK Enterprises	\$500.00	\$0.00	\$0.00	\$0.00	\$500.00
Jr Obeta Shipping	\$200.00	\$0.00	\$0.00	\$0.00	\$200.00
Kaotin Ribono	\$500.00	\$500.00	\$0.00	\$0.00	\$0.00
Kataunati	(\$60.00)	\$0.00	\$0.00	\$0.00	(\$60.00)
KCCI	\$100.00	\$0.00	\$0.00	\$100.00	\$0.00
KCCRS	\$100.00	\$0.00	\$0.00	\$100.00	\$0.00
KECC - Mautaaake	\$200.00	\$0.00	\$0.00	\$100.00	\$100.00
KILGA	\$100.00	\$0.00	\$0.00	\$0.00	\$100.00
KIM Anderson	\$0.00	\$0.00	\$0.00	(\$100.00)	\$100.00
Kiribati Car Dealer - Baabo	\$350.00	\$0.00	\$0.00	\$0.00	\$350.00
Kiribati Codan Limited	\$750.00	\$0.00	\$0.00	\$0.00	\$750.00
Kiribati Dragonfly	\$100.00	\$0.00	\$0.00	\$100.00	\$0.00
Lagoon Breeze	\$150.00	\$0.00	\$0.00	\$0.00	\$150.00
Lus Marine Product	\$900.00	\$0.00	\$900.00	\$0.00	\$0.00
Marakei Shipping - Naman Nei Raoi	\$500.00	\$0.00	\$0.00	\$0.00	\$500.00
Mataiti	\$150.00	\$0.00	\$0.00	\$0.00	\$150.00
Matientaake Store	\$300.00	\$0.00	\$0.00	\$0.00	\$300.00
Maurinteraoi Shipping Ltd	\$1,500.00	\$0.00	\$0.00	\$0.00	\$1,500.00
MMB Agency Services	\$400.00	\$0.00	\$0.00	\$300.00	\$100.00
Moel Trading Co. Ltd	\$3,050.00	\$0.00	\$2,000.00	\$100.00	\$950.00
Moving Colours- Tekinaiti	\$400.00	\$0.00	\$0.00	\$0.00	\$400.00
MRT Contractor Services	\$500.00	\$0.00	\$0.00	\$0.00	\$500.00
MV Tuaraoi - Chuck Cobbatt	\$900.00	\$0.00	\$0.00	\$0.00	\$900.00
Mwetenraoi Shipping	\$200.00	\$0.00	\$0.00	\$0.00	\$200.00
Nauoi IT Service	\$150.00	\$0.00	\$0.00	\$0.00	\$150.00
Navin Thukkaram	\$1,015.00	\$0.00	\$0.00	\$0.00	\$1,015.00
New Air FM89	\$2,150.00	\$0.00	\$0.00	\$0.00	\$2,150.00

Private Companies	Total Due	0 - 30	31 - 60	61 - 90	90+
Pacific Travel Agency	\$100.00	\$0.00	\$0.00	\$0.00	\$100.00
Pintech - Pinto Katia	\$3,300.00	\$0.00	\$0.00	\$0.00	\$3,300.00
Ribono Shipping	\$700.00	\$0.00	\$0.00	\$0.00	\$700.00
ROLEX	\$2,000.00	\$0.00	\$2,000.00	\$0.00	\$0.00
Rotin Bobo - Temauri	\$500.00	\$0.00	\$0.00	\$0.00	\$500.00
Royalist Shipping - Taratai	\$400.00	\$0.00	\$0.00	\$0.00	\$400.00
Sam Maunga	\$200.00	\$0.00	\$0.00	\$0.00	\$200.00
Sanat Faustina	\$400.00	\$200.00	\$0.00	\$0.00	\$200.00
SAOK	\$3,650.00	\$0.00	\$0.00	\$0.00	\$3,650.00
Seasun, Betio	\$800.00	\$0.00	\$0.00	\$0.00	\$800.00
Senila Rutete	\$100.00	\$0.00	\$0.00	\$0.00	\$100.00
Slim Price	\$500.00	\$0.00	\$0.00	\$0.00	\$500.00
SMART Enterprises	\$500.00	\$0.00	\$0.00	\$0.00	\$500.00
Speedcast	\$132.15	\$0.00	\$0.00	\$0.00	\$132.15
St Ioane Shipping	\$1,000.00	\$0.00	\$0.00	\$0.00	\$1,000.00
St. Iotebwa	\$1,000.00	\$0.00	\$0.00	\$0.00	\$1,000.00
Tabonibara Shipping	\$200.00	\$0.00	\$0.00	\$0.00	\$200.00
Tabuaka Ekeieta	\$200.00	\$0.00	\$0.00	\$0.00	\$200.00
Tabwakea Xmas - Biita	\$1,000.00	\$0.00	\$0.00	\$0.00	\$1,000.00
Taitai Enterprises	\$1,000.00	\$0.00	\$0.00	\$0.00	\$1,000.00
Taketi Teriaki	\$40.00	\$0.00	\$0.00	\$0.00	\$40.00
Tamaroa Guesthouse	\$1,000.00	\$0.00	\$0.00	\$0.00	\$1,000.00
Taoing Taoaba	\$400.00	\$0.00	\$0.00	\$0.00	\$400.00
Taom Kaitara	\$40.00	\$40.00	\$0.00	\$0.00	\$0.00
Taotin Trading	\$15,400.00	\$0.00	\$0.00	\$0.00	\$15,400.00
Taotin Trading - Oceanic Shipping Line	\$1,000.00	\$0.00	\$0.00	\$0.00	\$1,000.00
Teaitoa Shipping	\$500.00	\$0.00	\$500.00	\$0.00	\$0.00
Tebaunraoi Shipping - Maiana	\$500.00	\$0.00	\$0.00	\$0.00	\$500.00
Tebaunuea Shipping - Taborio Parish	\$200.00	\$0.00	\$0.00	\$0.00	\$200.00
Tebwereata - Teaiweariki 1	\$400.00	\$0.00	\$0.00	\$0.00	\$400.00
Tekabaia Motel	\$500.00	\$0.00	\$0.00	\$0.00	\$500.00
Teriantebunginako Shipping	\$1,400.00	\$0.00	\$0.00	\$0.00	\$1,400.00
Terry's Trading	\$1,000.00	\$0.00	\$0.00	\$0.00	\$1,000.00
Thecocare - Komeri Onorio	\$6,150.00	\$0.00	\$0.00	\$0.00	\$6,150.00
TMS TECH	\$4,750.00	\$0.00	\$0.00	\$0.00	\$4,750.00
Tokaraitina K Trading	\$1,000.00	\$0.00	\$0.00	\$0.00	\$1,000.00
Triple Tee Enterprises	\$3,900.00	\$0.00	\$0.00	\$0.00	\$3,900.00
Value City	\$500.00	\$0.00	\$0.00	\$0.00	\$500.00
Vivendi Co Ltd	\$300.00	\$0.00	\$0.00	\$0.00	\$300.00
Wayne Mackenzie	\$150.00	\$0.00	\$0.00	\$0.00	\$150.00
Total	\$105,153.15	\$3,220.00	\$5,400.00	\$1,200.00	\$95,333.15

Non Government's Organisation	Total Due	0 - 30	31 - 60	61 - 90	90+
Kiribati National Olympic Committee	\$300.00	\$0.00	\$0.00	\$0.00	\$300.00
KAP - Kiribati Adaptation Project	\$200.00	\$200.00	\$0.00	\$0.00	\$0.00
Total	\$500.00	\$200.00	\$0.00	\$0.00	\$300.00

CoCCA Registry Ltd.	(\$23,628.00)	\$0.00	\$0.00	\$0.00	(\$23,628.00)
---------------------	---------------	--------	--------	--------	---------------

Grand Total	\$951,292.68	\$12,320.00	\$11,600.00	\$6,200.00	\$921,272.68
--------------------	---------------------	--------------------	--------------------	-------------------	---------------------